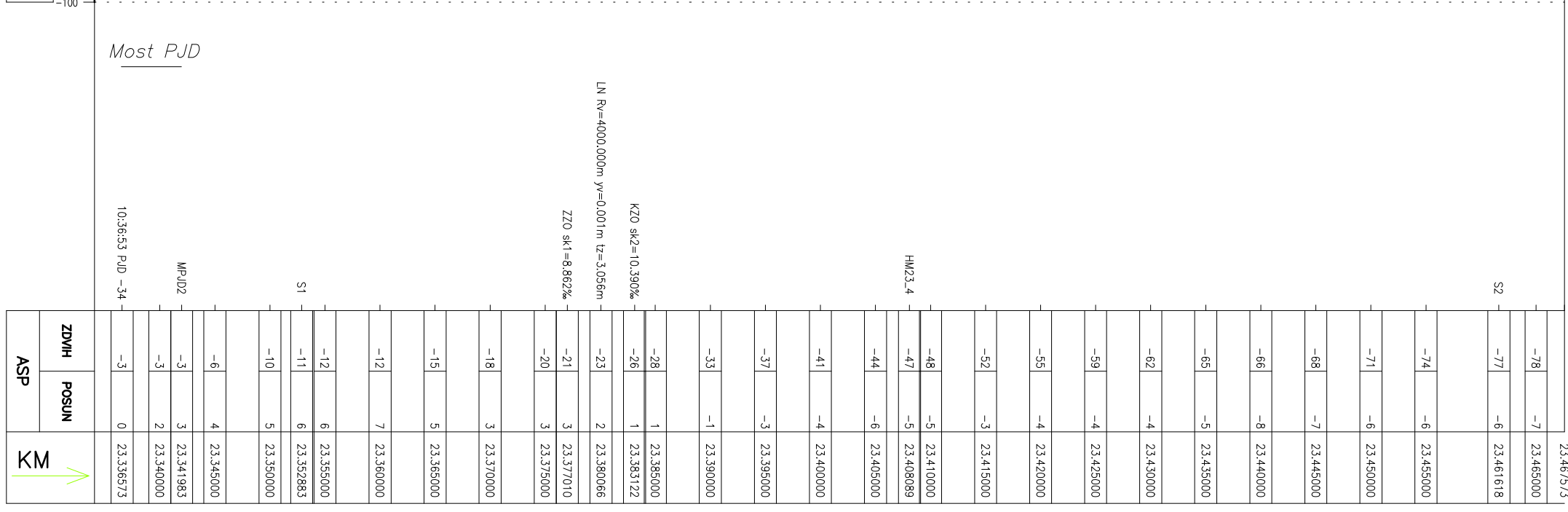


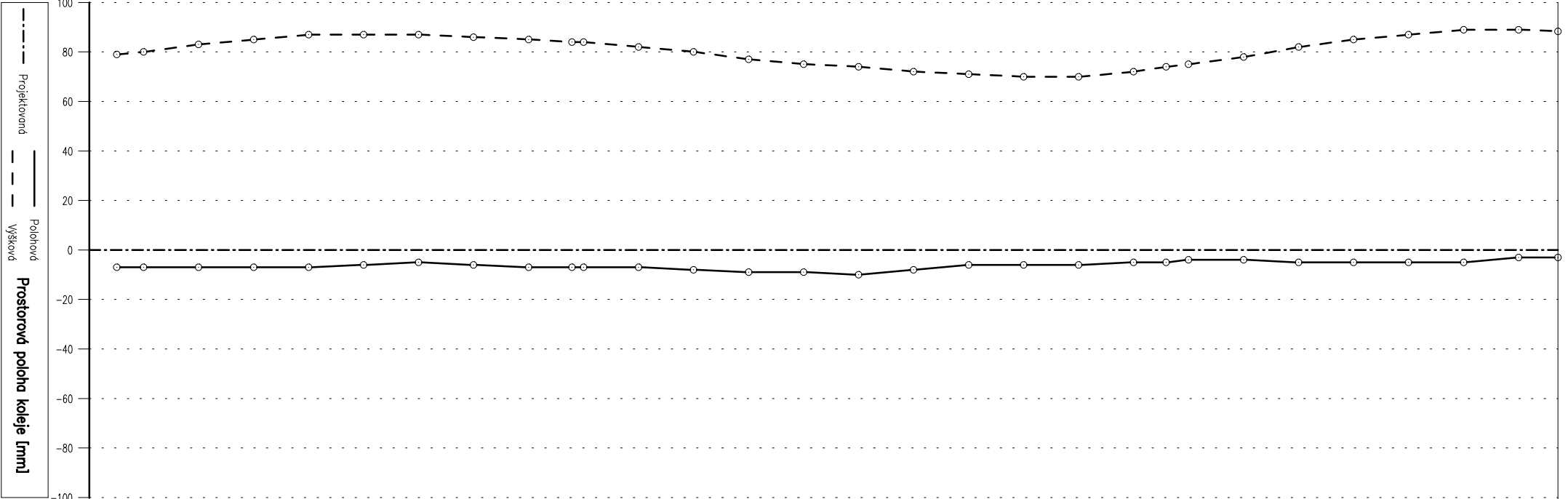
Vyhotovil: Zeměměřictví Olšar, měřeno 14.11.2020 List : 1/19



TÚ 2253 Jindřichov ve Slezsku Polsko / kontrolní měření/

km : 23.467573 – 23.598573

List : 2/19



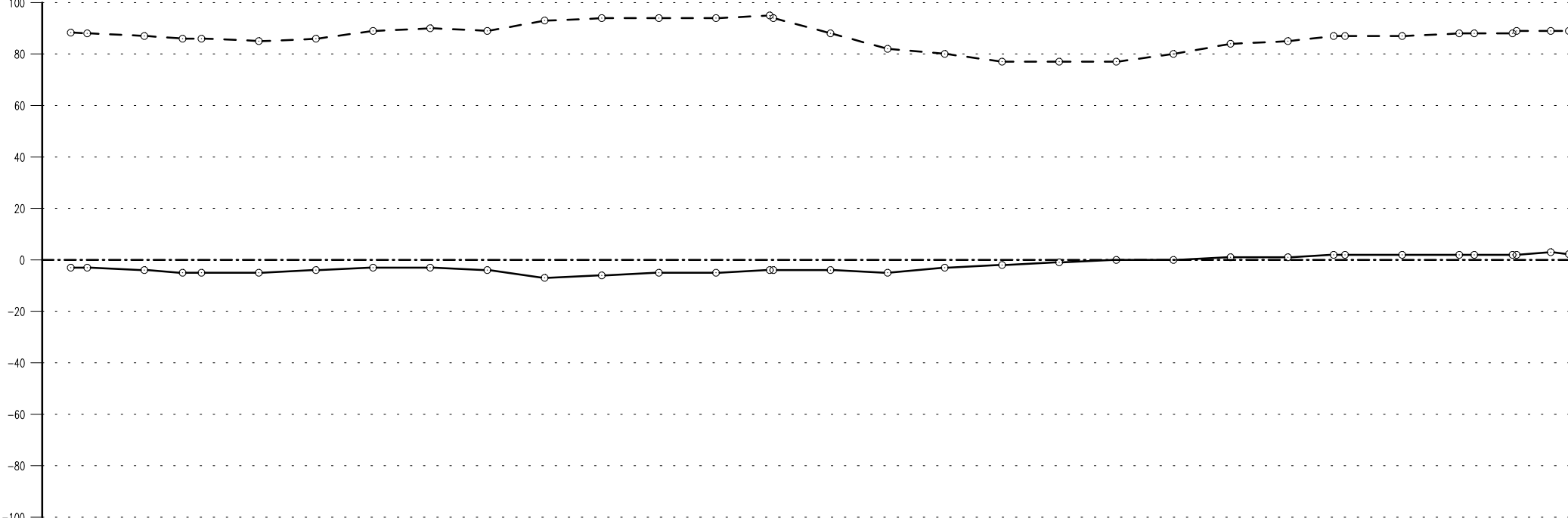
ASP		ZDVH	POSUN	KM
				23.598573
				23.595000
				23.590000
				23.585000
				23.580000
				23.575000
				23.570000
				23.565000
				23.562960
				23.560000
				23.555000
				23.550000
				23.545000
				23.540000
				23.535000
				23.530000
				23.525000
				23.520000
				23.515000
				23.510000
				23.508950
				23.505000
				23.500000
				23.495000
				23.490000
				23.485000
				23.480000
				23.475000
				23.470000
				23.467573


TÚ 2253 Jindřichov ve Slezsku Polsko / kontrolní měření/

km : 23.598573 – 23.729573

List : 3/19

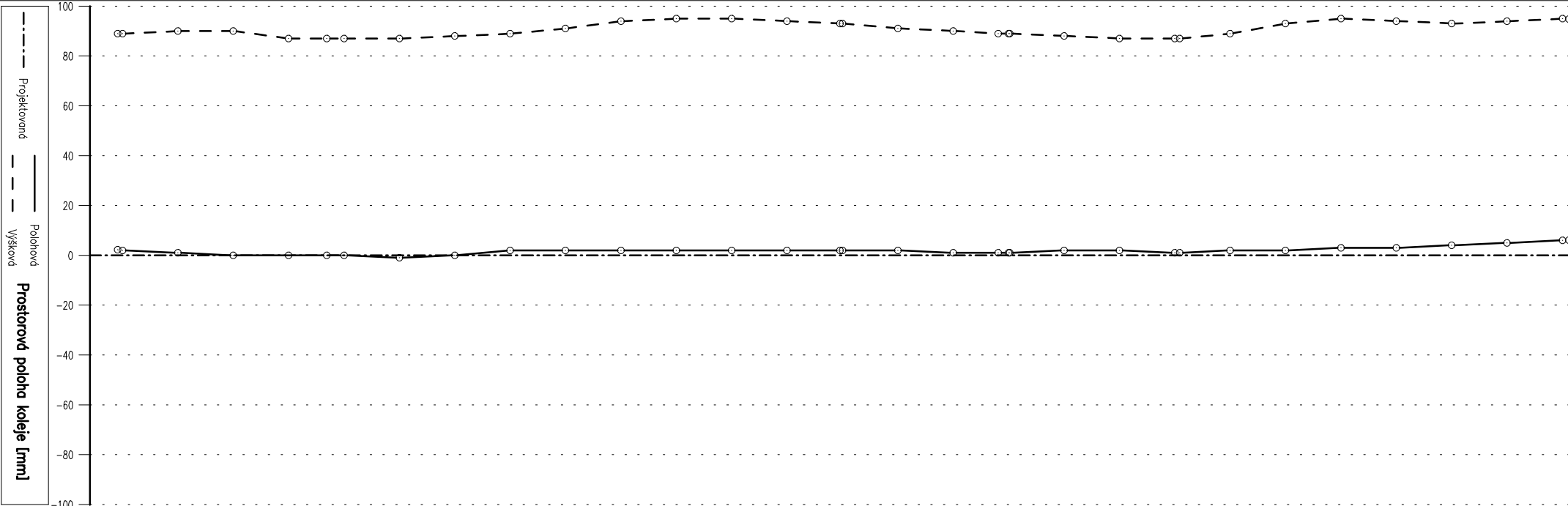
----- Projektovaná  
----- Polohová  
----- Výšková  
Prostorová poloha koleje [mm]



		23.725073	
	-88	2	23.724643
	-88	2	23.721298
	-87	2	23.715000
	-85	1	23.705000
	-84	1	23.700000
	-80	0	23.695000
	-77	0	23.690000
	-77	-1	23.685000
	-77	-2	23.680000
	-80	-3	23.675000
	-82	-5	23.670000
	-88	-4	23.665000
	-94	-5	23.655000
	-94	-5	23.650000
	-94	-6	23.645000
	-93	-7	23.640000
	-89	-4	23.635000
	-90	-3	23.630000
	-89	-3	23.625000
	-86	-4	23.620000
	-85	-5	23.615000
	-86	-5	23.608339
	-87	-4	23.605000
	-88	-3	23.600000
			23.598573
ZDVH	POSUN		
ASP			

TÚ 2253 Jindřichov ve Slezsku Polsko / kontrolní měření/

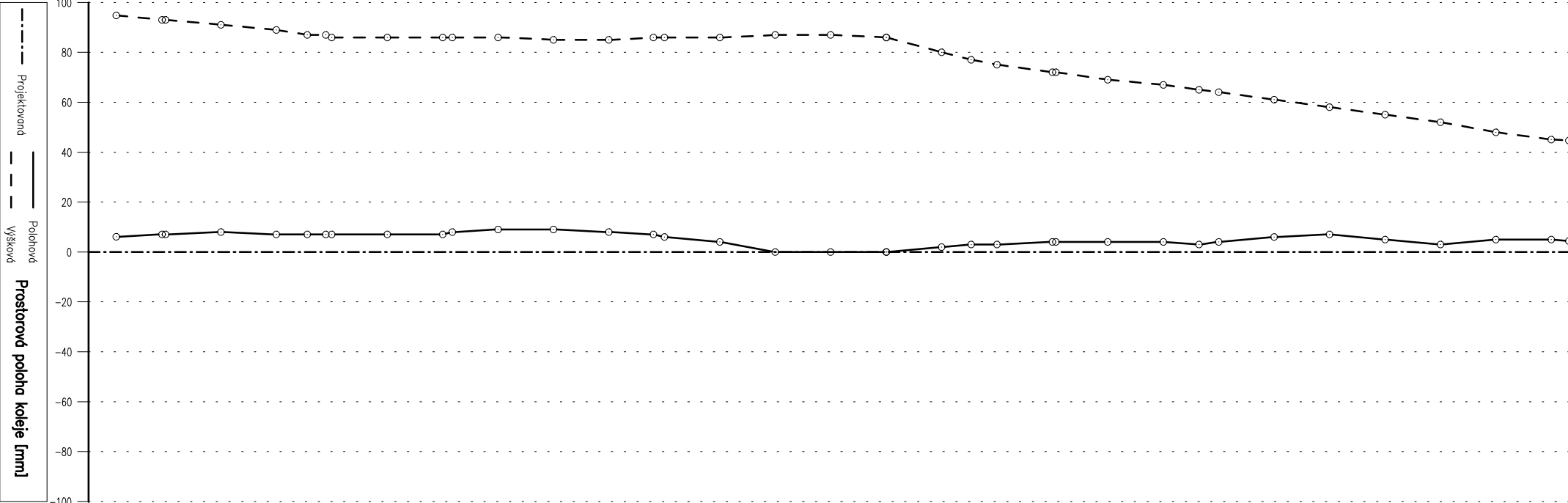
km : 23.729573 – 23.860573



		23.860573	
	-94	5	23.865000
	-93	4	23.850000
	-94	3	23.845000
	-95	3	23.840000
	-93	2	23.835000
	-89	2	23.830000
	-87	1	23.825441
	-87	2	23.820000
	-88	2	23.815000
	-89	1	23.810166
	-89	1	23.809663
	-90	1	23.805000
	-91	2	23.800000
	-93	2	23.794769
	-94	2	23.790000
	-95	2	23.785000
	-95	2	23.780000
	-94	2	23.775000
	-91	2	23.770000
	-89	2	23.765000
	-88	0	23.760000
	-87	-1	23.755000
	-87	0	23.748453
	-87	0	23.745000
	-90	0	23.740000
	-90	1	23.735000
	-89	2	23.730000
		23.729573	
ZDVH	POSUN	<div><div></div><div>MM</div><div></div></div>	
	ASP		

TÚ 2253 Jindřichov ve Slezsku Polsko / kontrolní měření/

km : 23.860573 – 23.991573



			23.991573
	-48	5	23.985000
	-52	3	23.980000
	-55	5	23.975000
	-58	7	23.970000
	-61	6	23.965000
S7	-65	3	23.958231
	-67	4	23.955000
	-69	4	23.950000
KZ0 sk2=-9.312‰	-72	4	23.945306
	-75	3	23.940000
LN Rv=4000.000m yv=-0.007m tz=7.636m	-77	3	23.937670
	-80	2	23.935000
ZZ0 sk1=-5.494‰	-86	0	23.930034
	-87	0	23.925000
	-86	4	23.915000
HM23_9	-86	7	23.909019
	-85	8	23.905000
	-85	9	23.900000
	-86	9	23.895000
KZ0 sk2=-5.494‰	-86	8	23.890870
	-86	7	23.885000
S6	-87	7	23.879461
LN Rv=4000.000m yv=-0.021m tz=13.086m	-87	7	23.877784
	-89	7	23.875000
	-91	8	23.870000
ZZ0 sk1=1.049‰	-93	7	23.864698
			23.860573

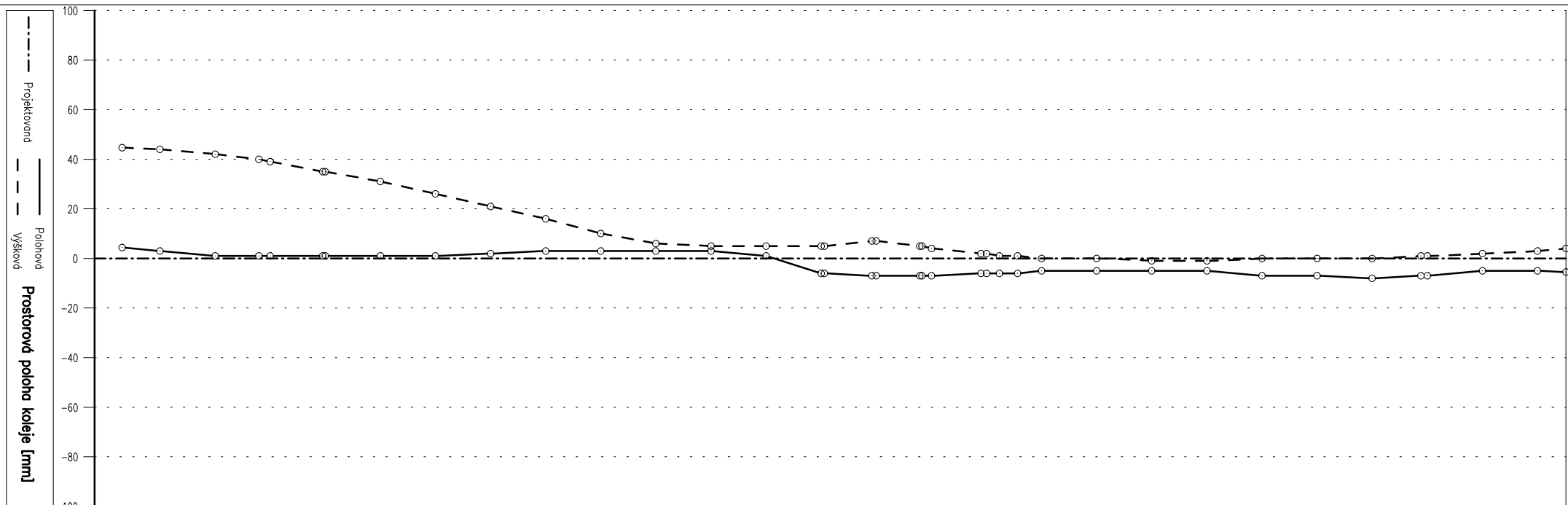
ZDVIH  
POSUN  
ASP

KM

TÚ 2253 Jindřichov ve Slezsku Polsko / kontrolní měření/

km : 23.991573 – 24.122573

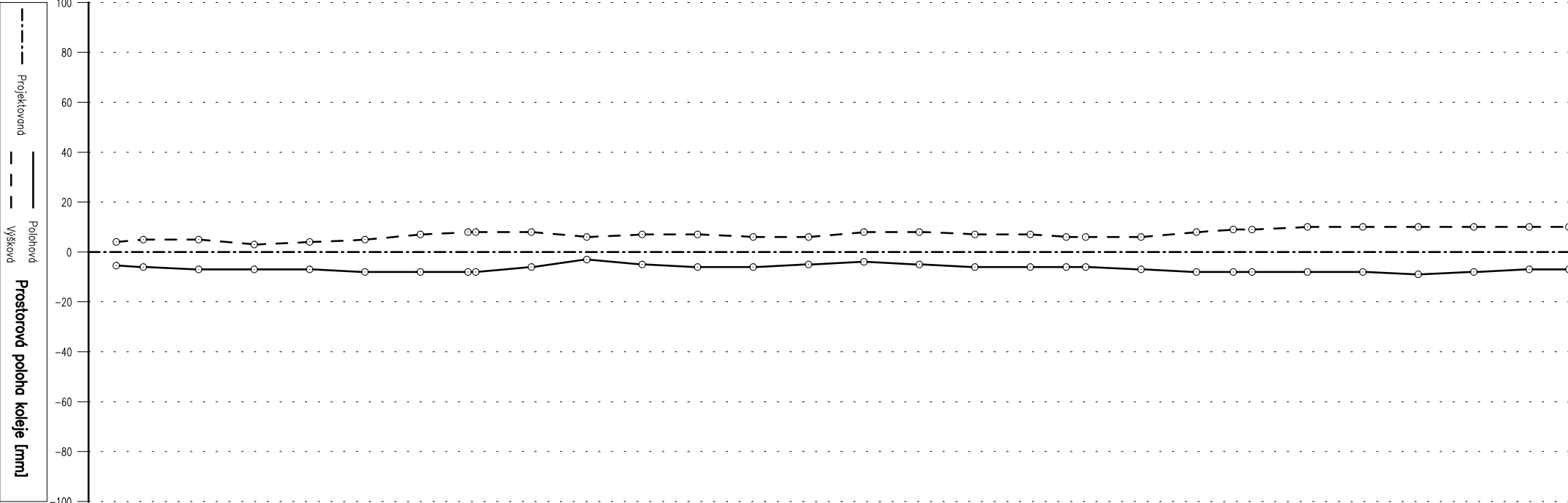
List : 6/19



	-3	-5	24.120000	24.122573
	-2	-5	24.115000	
	-1	-7	24.109414	
	0	-8	24.105000	
	0	-7	24.100000	
	0	-7	24.095000	
	1	-5	24.090000	
	1	-5	24.085000	
	0	-5	24.080000	
	0	-5	24.075000	
	-1	-6	24.072814	
	-1	-6	24.071160	
	-2	-6	24.069506	
	=5	=7	24.063449	
	-7	-7	24.059596	
	-5	-6	24.055304	
	-5	1	24.050000	
	-5	3	24.045000	
	-6	3	24.040000	
	-10	3	24.035000	
	-16	3	24.030000	
	-21	2	24.025000	
	-26	1	24.020000	
	-31	1	24.015000	
	-35	1	24.009769	
	-40	1	24.003957	
	-42	1	24.000000	
	-44	3	23.995000	
			23.991573	
ZDVH	POSUN			
ASP				

TÚ 2253 Jindřichov ve Slezsku Polsko / kontrolní měření/

km : 24.122573 – 24.253573

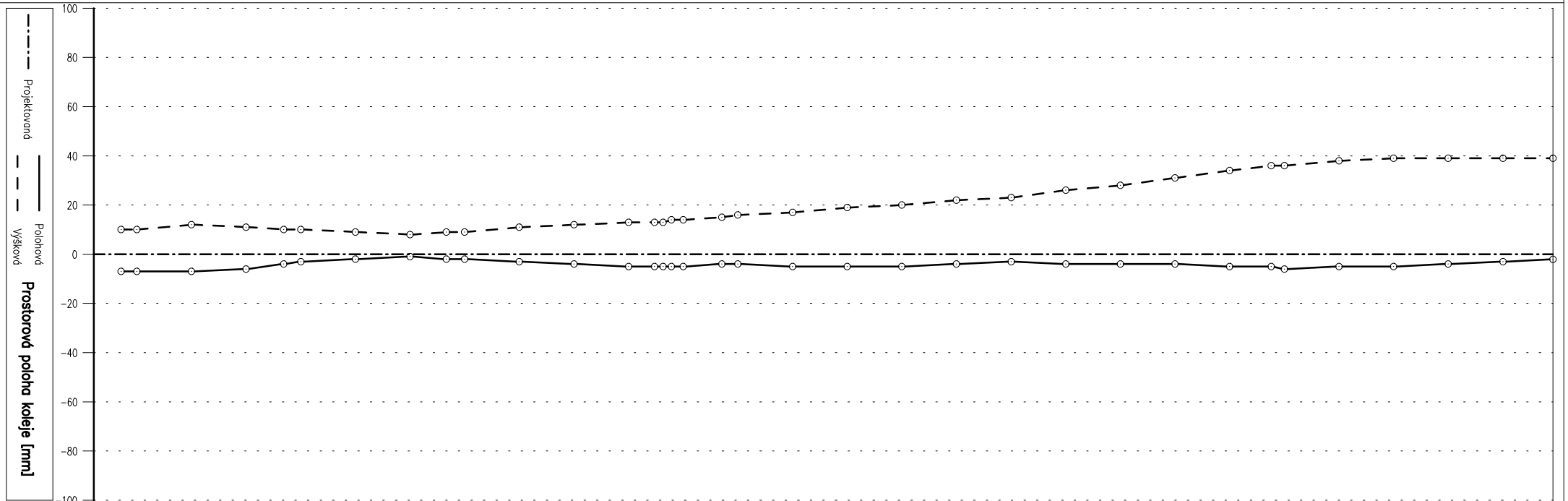


			24.253573
	-10	-7	24.250000
	-10	-8	24.245000
	-10	-9	24.240000
	-10	-8	24.235000
	-10	-8	24.230000
	-9	-8	24.223318
	-8	-8	24.220000
	-6	-7	24.215000
HM24_2	-6	-6	24.208244
	-7	-6	24.205000
	-7	-6	24.200000
	-8	-5	24.195000
	-8	-4	24.190000
	-6	-5	24.185000
	-6	-6	24.180000
	-7	-6	24.175000
	-7	-5	24.170000
	-6	-3	24.165000
	-8	-6	24.160000
S9	-8	-8	24.154292
	-7	-8	24.150000
	-5	-8	24.145000
	-4	-7	24.140000
	-3	-7	24.135000
	-5	-7	24.130000
	-5	-6	24.125000
			24.122573
ZDVH	POSUN		
ASP			

## TÚ 2253 Jindřichov ve Slezsku Polsko / kontrolní měření/

km : 24.253573 – 24.384573

List : 8/19



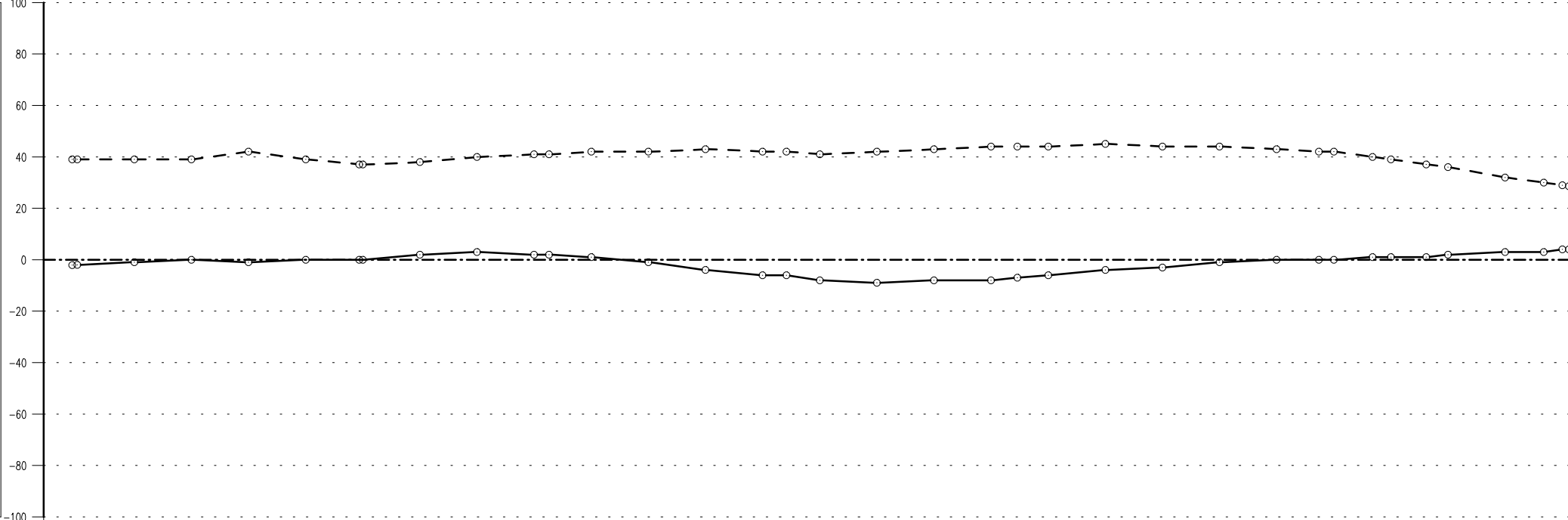
		24.384573
-39	-3	24.380000
-39	-4	24.375000
-39	-5	24.370000
-38	-5	24.365000
-36	-5	24.358800
-34	-5	24.355000
-31	-4	24.350000
-28	-4	24.345000
-26	-4	24.340000
-23	-3	24.335000
-22	-4	24.330000
-20	-5	24.325000
-19	-5	24.320000
-17	-5	24.315000
-15	-4	24.308533
-14	-5	24.303922
-13	-5	24.303348
-13	-5	24.302378
-13	-5	24.300000
-12	-4	24.295000
-11	-3	24.290000
-9	-2	24.283318
-8	-1	24.280000
-9	-2	24.275000
-10	-4	24.268443
-11	-6	24.265000
-12	-7	24.260000
-10	-7	24.255000
		24.253573
ZDVH	POSUN	
ASP		Σ



TÚ 2253 Jindřichov ve Slezsku Polsko / kontrolní měření/

km : 24.384573 – 24.515573

----- Projektovaná  
----- Polohová  
----- Výšková  
Prostorová poloha koleje [mm]

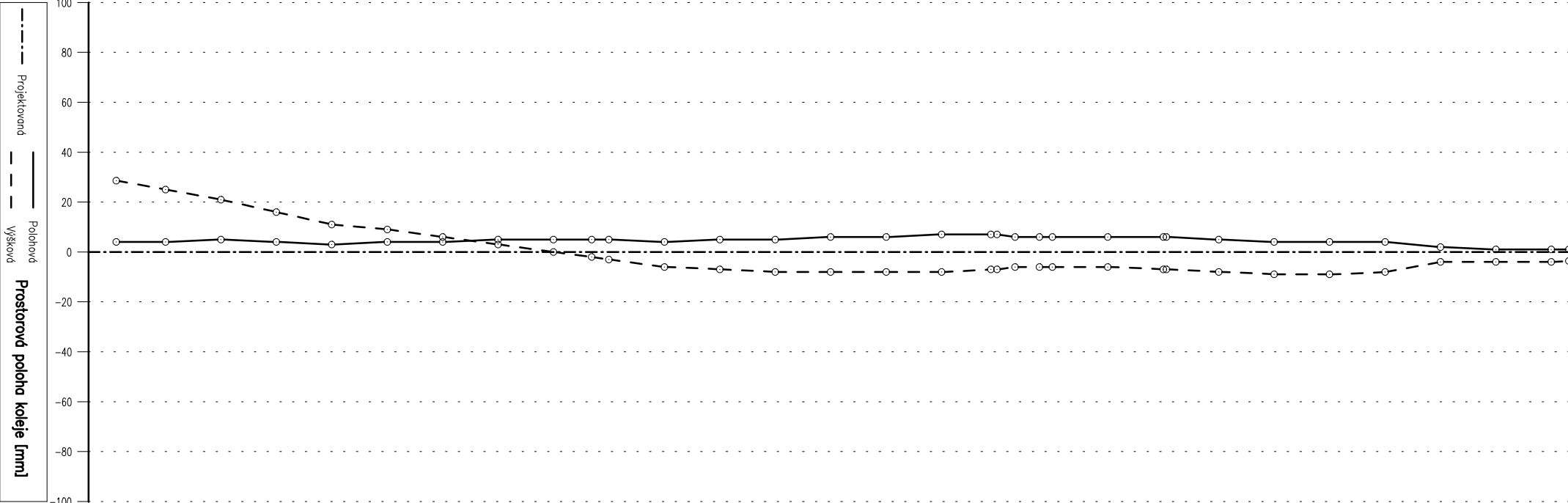


		24.513369
-30		3 24.513369
-32		3 24.510000
-36		2 24.505000
-37		1 24.503098
-40		1 24.498395
-42		0 24.493692
-43		0 24.490000
-44		-1 24.485000
-44		-3 24.480000
-45		-4 24.475000
-44		-6 24.470000
-44		-7 24.467298
-44		-8 24.465000
-43		-8 24.460000
-42		-9 24.455000
-41		-8 24.450000
-42		-6 24.447080
-42		-6 24.445000
-43		-4 24.440000
-42		-1 24.435000
-42		1 24.430000
-41		2 24.426298
-40		3 24.420000
-38		2 24.415000
-37		0 24.409680
-39		0 24.405000
-42		-1 24.400000
-39		0 24.395000
-39		-1 24.390000
-39		-2 24.385999
ZDVH	POSUN	<div><div></div><div>Σ</div></div>
ASP		

TÚ 2253 Jindřichov ve Slezsku Polsko / kontrolní měření/

km : 24.515573 – 24.646573

List : 10/19



		24.640000
		24.635000
		24.630000
		24.625000
		24.620000
		24.615000
		24.610280
		24.605000
		24.598821
		24.596636
		24.594451
		24.590000
		24.585000
		24.580000
		24.575000
		24.570000
		24.565000
		24.558442
		24.555000
		24.550000
		24.545000
		24.540000
		24.535000
		24.530000
		24.525000
		24.520000
		24.515573
ZDV/H	POSUN	<div><div></div><div>Σ</div></div>
ASP		

LN Rv=4000.000m yv=0.001m tz=2.185m  
ZZ0 sk1 = -7.400%

KZ0 sk2 = -6.308%

HM24\_6

SI 4

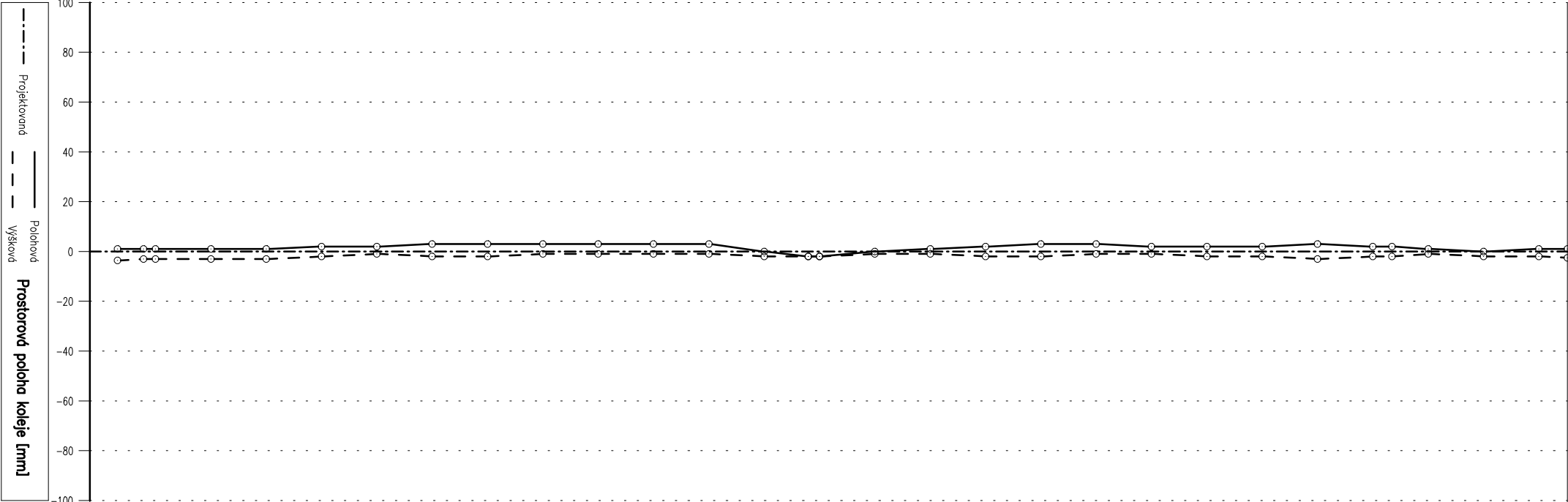
ZDVH POSUN ASP

KM

TÚ 2253 Jindřichov ve Slezsku Polsko / kontrolní měření/

km : 24.646573 – 24.777573

List : 11/19

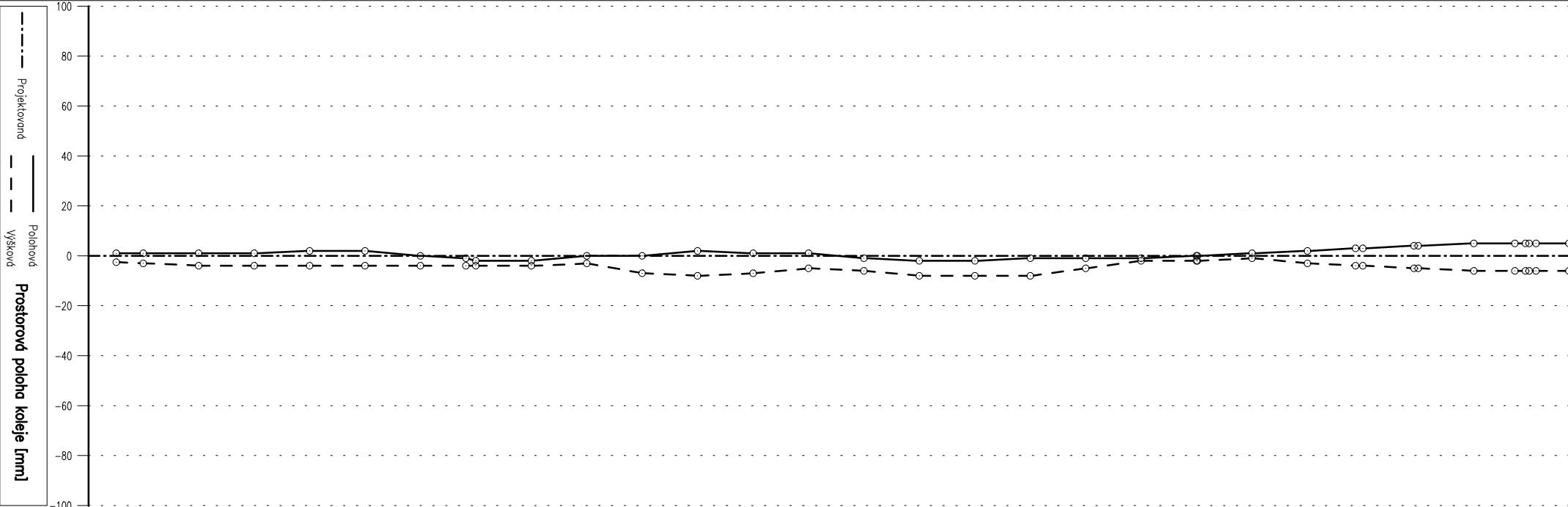


			24.77513
	2	1	24.775000
	2	0	24.770000
	1	1	24.765000
	2	2	24.750000
	2	2	24.745000
	1	2	24.740000
	1	3	24.735000
	2	3	24.730000
	2	2	24.725000
	1	1	24.720000
	1	0	24.715000
	2	-2	24.708976
	2	0	24.705000
	1	3	24.700000
	1	3	24.695000
	1	3	24.690000
	1	3	24.685000
	2	3	24.680000
	2	3	24.675000
	1	2	24.670000
	2	2	24.665000
	3	1	24.660000
	3	1	24.655000
	3	1	24.648914
			24.646573
ZDVH	POSUN	<div><div></div><div>Σ</div><div></div></div>	
ASP			

TÚ 2253 Jindřichov ve Slezsku Polsko / kontrolní měření/

km : 24.777573 – 24.908573

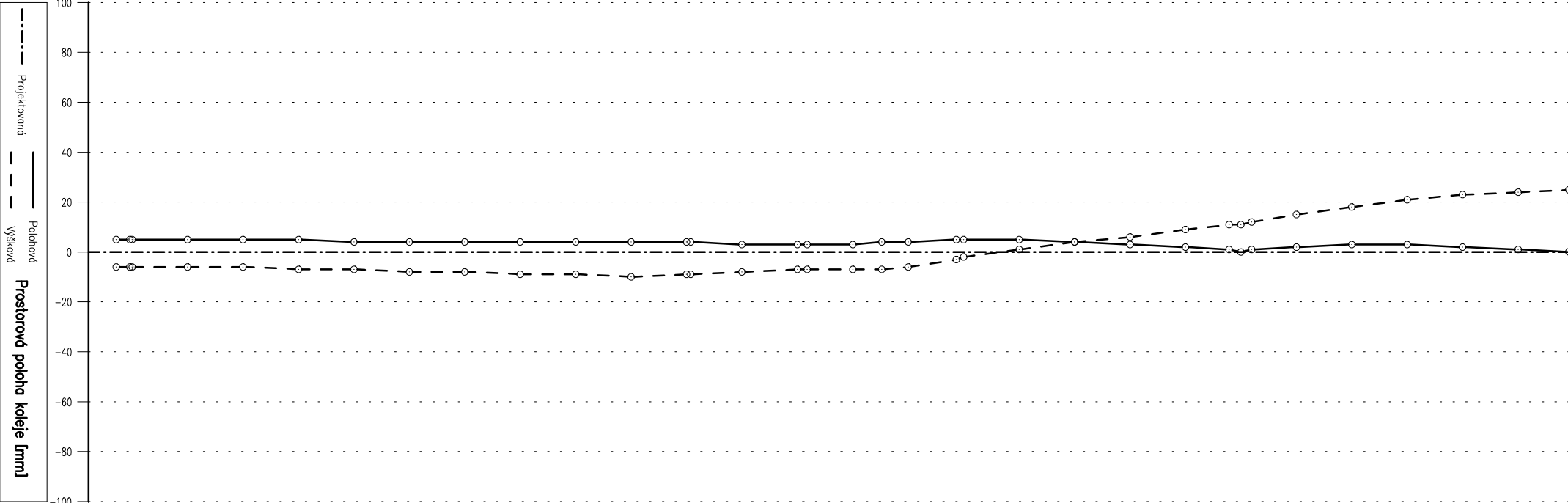
List : 12/19



			24.908573	<div>K20 sk2 = -6.786‰ LN Rv=4000.000m y=0.000m Lz=0.957m ZZ0 sk1 = -6.308‰</div>
	6	5	24.905922	
	6	3	24.904665	
	6	5	24.903768	
	6	5	24.900000	
PRJ4				
	5	4	24.894619	
PRJ3				
	4	3	24.889345	
	3	2	24.885000	
	1	1	24.880000	
SI7				
	2	0	24.875069	
	2	-1	24.870000	
	5	-1	24.865000	
	8	-1	24.860000	
	8	-2	24.855000	
	8	-2	24.850000	
	6	-1	24.845000	
	5	1	24.840000	
	7	1	24.835000	
	8	2	24.830000	
	7	0	24.825000	
	3	0	24.820000	
	4	-2	24.815000	
HM24.8				
	4	-1	24.809108	
	4	0	24.805000	
	4	2	24.800000	
	4	2	24.795000	
	4	1	24.790000	
	4	1	24.785000	
	3	1	24.780000	
			24.777573	
ZDVH	POSUN		<div>KM</div>	
ASP				

TÚ 2253 Jindřichov ve Slezsku Polsko / kontrolní měření/

km : 24.908573 – 25.039573

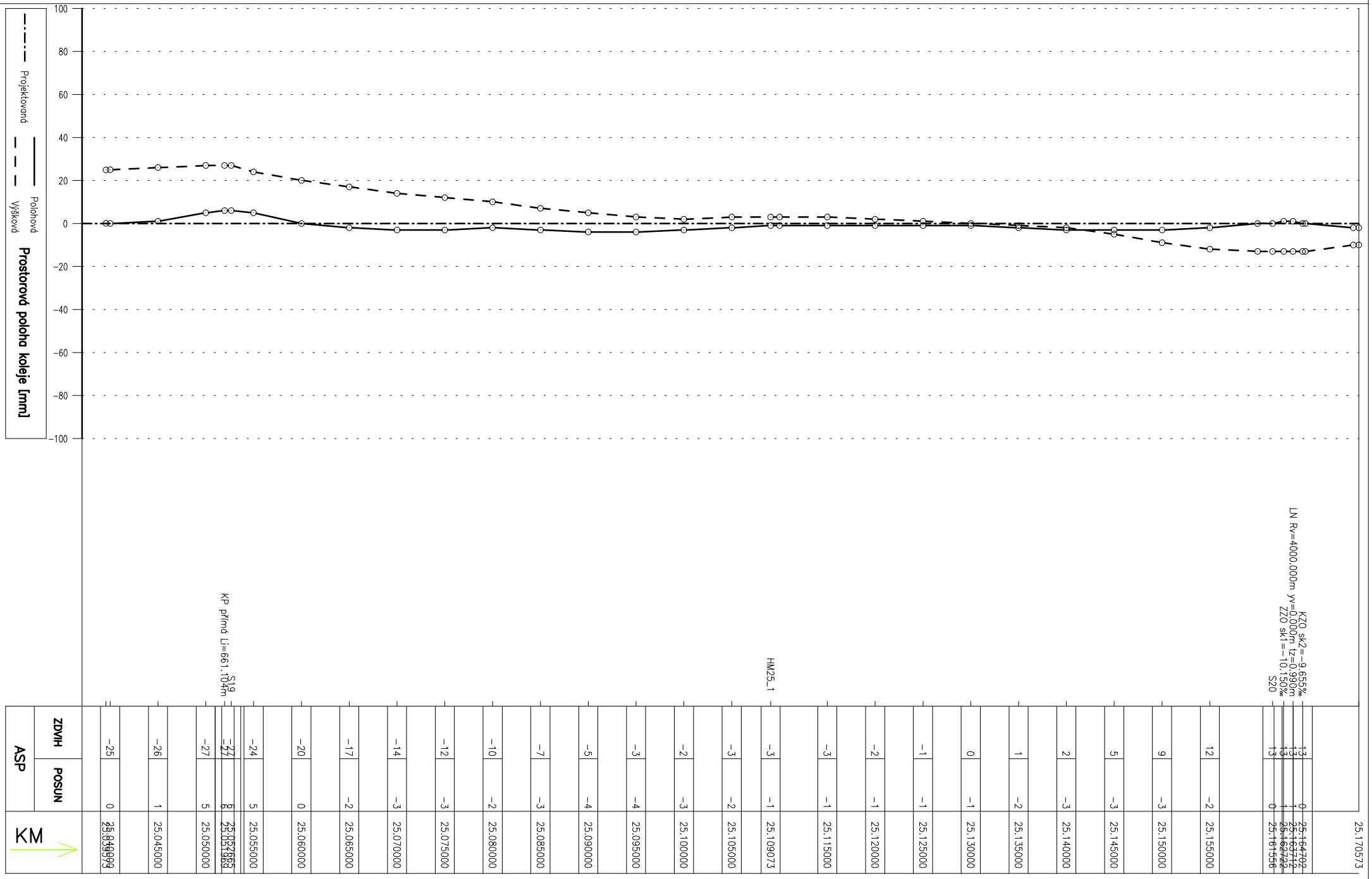


25.039573		
-24	1	25.035000
-23	2	25.030000
-21	3	25.025000
-18	3	25.020000
-15	2	25.015000
-12	1	25.010969
-11	1	25.008929
-9	2	25.005000
-6	3	25.000000
-4	4	24.995000
-1	5	24.990000
3	5	24.984336
6	4	24.980000
7	4	24.977608
7	3	24.975000
7	3	24.970880
8	3	24.965000
9	4	24.960369
10	4	24.955000
9	4	24.950000
9	4	24.945000
8	4	24.940000
8	4	24.935000
7	4	24.930000
7	5	24.925000
6	5	24.920000
6	5	24.915000
24.908573		

## TU 2253 Jindřichov ve Slezsku Polsko / kontrolní měření/

km : 25.039573 – 25.170573

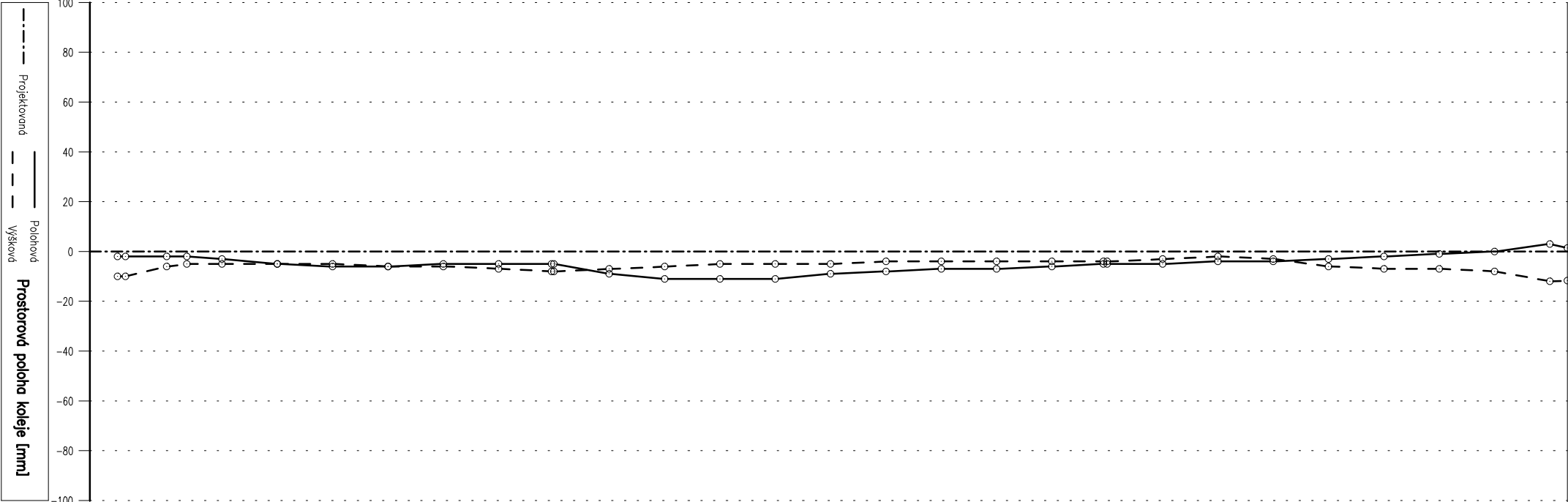
List : 14/19




TÚ 2253 Jindřichov ve Slezsku Polsko / kontrolní měření/

km : 25.170573 – 25.301573

List : 15/19



Most PJD

			25.301573	
		8	0	25.295000
		7	-1	25.290000
		7	-2	25.285000
		6	-3	25.280000
		3	-4	25.275000
		2	-4	25.270000
		3	-5	25.265000
		4	-5	25.259657
		4	-6	25.255000
		4	-7	25.250000
		4	-7	25.245000
		4	-8	25.240000
		5	-9	25.235000
		5	-11	25.230000
		5	-11	25.225000
		6	-11	25.220000
		7	-9	25.215000
		8	-5	25.209783
		7	-5	25.205000
		6	-5	25.200000
		6	-6	25.195000
		5	-6	25.190000
		5	-5	25.185000
		5	-3	25.180000
		5	-2	25.176837
		6	-2	25.175000
				25.170573
ZDVH	POSUN			
ASP				

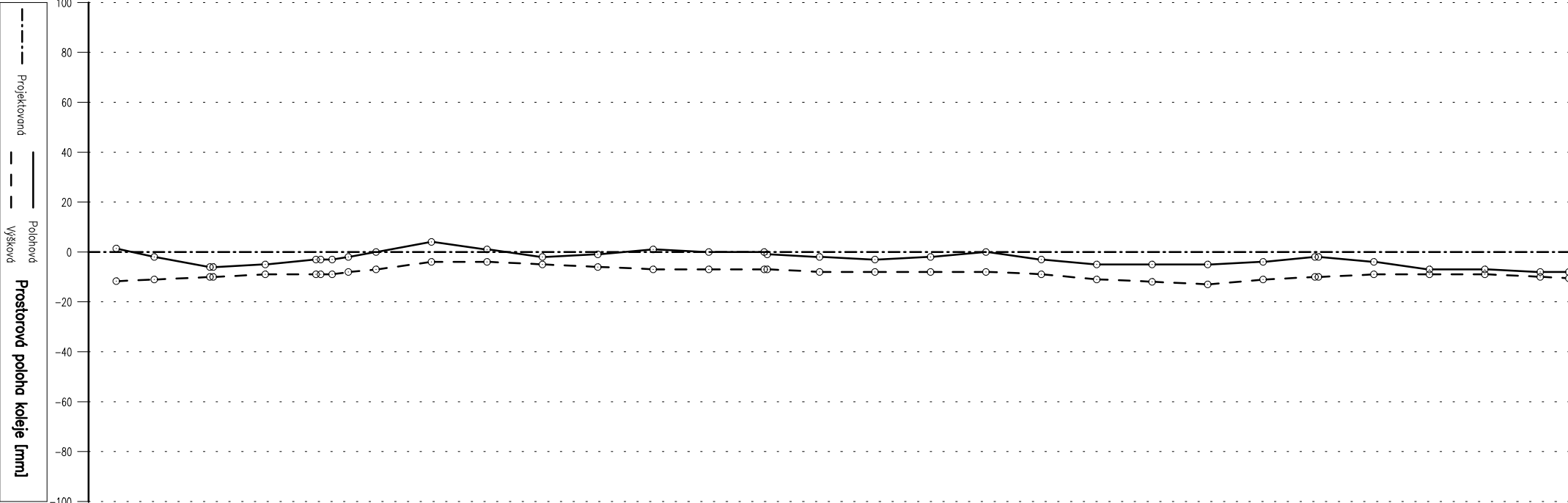


KM

TÚ 2253 Jindřichov ve Slezsku Polsko / kontrolní měření/

km : 25.301573 – 25.432573

List : 16/19



			25,432573
	10	-8	25,430000
	9	-7	25,425000
	9	-7	25,420000
	9	-4	25,415000
	10	-2	25,409683
	11	-4	25,405000
	13	-5	25,400000
	12	-5	25,395000
	11	-5	25,390000
	9	-3	25,385000
	8	0	25,380000
	8	-2	25,375000
	8	-3	25,370000
	8	-2	25,365000
	7	-1	25,360288
	7	0	25,355000
	7	1	25,350000
	6	-1	25,345000
	5	-2	25,340000
	4	1	25,335000
	4	4	25,330000
	7	0	25,325000
	8	-2	25,322504
	9	-3	25,320400
	9	-3	25,319576
	9	-5	25,315000
	10	-6	25,310303
	11	-2	25,305000
			25,301573
ASP	ZDVH	POSUN	<div><div></div><div>Σ</div></div>

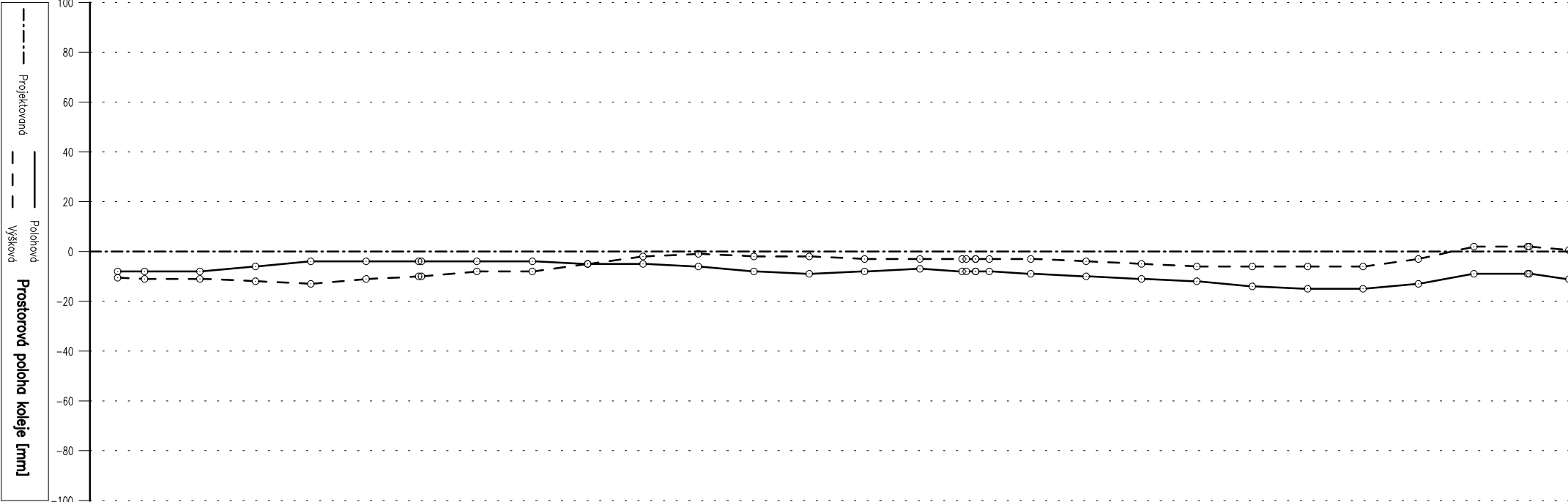
LN Rv=4000,000m yv=0,000m iz=1,464m  
KZO sk2=-10,387%  
ZZO sk1=-9,655%



TÚ 2253 Jindřichov ve Slezsku Polsko / kontrolní měření/

km : 25.432573 – 25.563573

List : 17/19




		25.563573
S24	-2	25.559853
	-9	
	-2	25.555000
	-9	
	3	25.550000
	-13	
	6	25.545000
	-15	
	6	25.540000
	-14	
	6	25.535000
	-12	
	5	25.525000
	-11	
	4	25.520000
	-10	
	3	25.515000
	-9	
	3	25.511259
	-8	
	3	25.507500
	-8	
	3	25.503750
	-7	
	2	25.490000
	-8	
	2	25.485000
	-6	
	2	25.480000
	-5	
	5	25.475000
	-5	
	8	25.470000
	-4	
	8	25.465000
	-4	
	10	25.459739
	-4	
	11	25.455000
	-4	
	13	25.450000
	-4	
	12	25.445000
	-6	
	11	25.440000
	-8	
	11	25.435000
	-8	
		25.432573
ZDVH	POSUN	
	ASP	

TÚ 2253 Jindřichov ve Slezsku Polsko / kontrolní měření/

km : 25.563573 – 25.694573

List : 18/19




		25.694573	
	26	-10	25.690000
	21	-10	25.685000
	21	-11	25.680000
	20	-8	25.675000
	18	-7	25.670000
	18	-7	25.665000
	19	-7	25.659929
	21	-7	25.655000
	22	-8	25.650000
	18	-7	25.645000
	15	-7	25.640000
	13	-7	25.635000
	11	-7	25.630000
	11	-7	25.625000
	10	-7	25.620000
	8	-8	25.615000
	7	-8	25.610191
	4	-10	25.605000
	1	-11	25.600000
	3	-11	25.595000
	4	-11	25.590000
	2	-13	25.585000
	1	-14	25.582929
	0	-15	25.580742
	-1	-15	25.578555
	-2	-14	25.575000
	-3	-13	25.570000
	0	-12	25.565000
			25.563573
ZDVIH	POSUN	<div><div></div><div>KM</div></div>	
ASP			

TÚ 2253 Jindřichov ve Slezsku Polsko / kontrolní měření/

km : 25.694573 – 25.712426

List : 19/19

----- Projektovaná  
----- Polohová  
----- Výšková  
Prostorová poloha koleje [mm]



ASP		ZDVH	POSUN	KM
		2	-10	25.712426
		7	-9	25.710000
		22	-9	25.705000
		27	-8	25.700000
				25.694573